



Availability

PU (SPU): 100 Piece

-

100

+

Add to project

Data sheet as PDF

Compare

Bookmark

Find distributors

Overview

Data

Approval

Downloads

Related products

Customers also purchased



Product details

Details ^

Electrical data

Rated voltage EN (Ex e II)	550 V
----------------------------	-------

Rated current (Ex e II)	22 A
-------------------------	------

Rated current (Ex e II) with jumper	20 A
-------------------------------------	------

Ratings per IEC/EN 60664-1

Rated voltage (III / 3)	800 V
-------------------------	-------

Rated impulse voltage (III / 3)	8 kV
---------------------------------	------

Rated current	24 A
---------------	------

Rated current (2)	32 A
-------------------	------

Legend (ratings)	(III / 3) ≙ Overvoltage category III / Pollution degree 3
------------------	---

Approvals per UL 1059

Rated voltage UL (Use Group B)	600 V
--------------------------------	-------

Rated current UL (Use Group B)	20 A
--------------------------------	------

Rated voltage UL (Use Group C)	600 V
--------------------------------	-------

Rated current UL (Use Group C)	20 A
--------------------------------	------

Approvals per CSA

Rated voltage CSA (Use Group B)	600 V
---------------------------------	-------

Rated current CSA (Use Group B)	20 A
---------------------------------	------

Item no. 2002-1204

Rated current CSA (Use Group C)	20 A
---------------------------------	------



— Connection data

Connection technology	Push-in CAGE CLAMP®
Actuation type	Open Tool Slot
Connectable conductor materials	Copper
Nominal cross section	2.5 mm ²
Solid conductor	0.25 ... 4 mm ² / 22 ... 12 AWG

— Geometrical Data

Width	5.2 mm / 0.205 inch
Height from upper-edge of DIN-35 rail	32.9 mm / 1.295 inch
Depth	48.5 mm / 1.909 inch

— Mechanical data

Design	horizontal
Type of mounting	DIN-35 rail
Marking level	Center/side marking

— Material Data

Color	blue
Insulating material	Polyamide 66 (PA 66)
Fire load	0.109 MJ
Weight	4.9 g

— Commercial data

Country of Origin	DE
	4017332999175
Product Group	22 (TOPJOB S)

Item no. 2002-1204





Ex-Approvals ^

Logo
Approval
Certificate name

Logo




Approval:

AEx

UL International Germany GmbH c/o Physikalisch Technische Bundesanstalt

Certificate name:

E185892 sec.7

 English

PDF (535.0 kB)

› **Download**

› **Bookmark**

Logo



Approval:

ATEX

Physikalisch Technische Bundesanstalt (PTB)

Certificate name:

PTB 03 ATEX 1162 U (II 2 G/D Ex e II bzw. IM 2 Ex e I)

Logo




Approval:

IECEX

Physikalisch Technische Bundesanstalt

Certificate name:

IECEX PTB 03.0004U

 English

PDF (1.9 MB)

› **Download**

› **Bookmark**



speciTc Approvals ^

Item no. 2002-1204





Downloads

Documentation

Bid Text

2002-1204
Reihenklammern, TOPJOB S
Aug 13, 2018

DOCX
14.9 kB

 German



- › **Download**
- › **Bookmark**

CAD Ties



Compatible products

Carrier rail

 Show fewer  Show more

End plate



accessories 

Item no. 2002-1204



per 

Marking accessories ▾

Protective Warning Marker ▾

check ▾

ferrule ▾

plug ▾

tools ▾



Product family

TOPJOB® S

TOPJOB® S: In various industrial applications and modern building installations, WAGO's wide and versatile range of rail-mount terminal blocks provides more than just reliable electrical connections.

> Show all products from the family.

United States (EN)



Item no. 2002-1204



> We are happy to help

 1-800-DIN-RAIL (346-7245)



© 2018 WAGO Corporation

[Contact](#)

[Careers](#)

[Imprint](#)

[Privacy](#)

[Terms and Conditions](#)

[Legal](#)